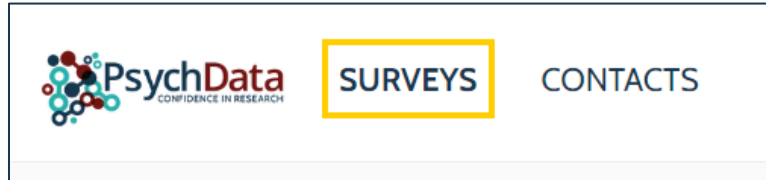


## Query Parameters

### Step 1: Navigate to the Survey

You can navigate to the Surveys Page by clicking Survey icon at the top of the webpage.



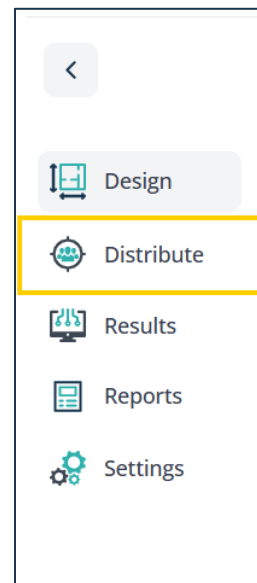

This will redirect you to a list of your surveys. Find your survey in the list. You'll need to go to the Settings page for the survey you want to update.

### Step 2: Navigate to the Settings Page

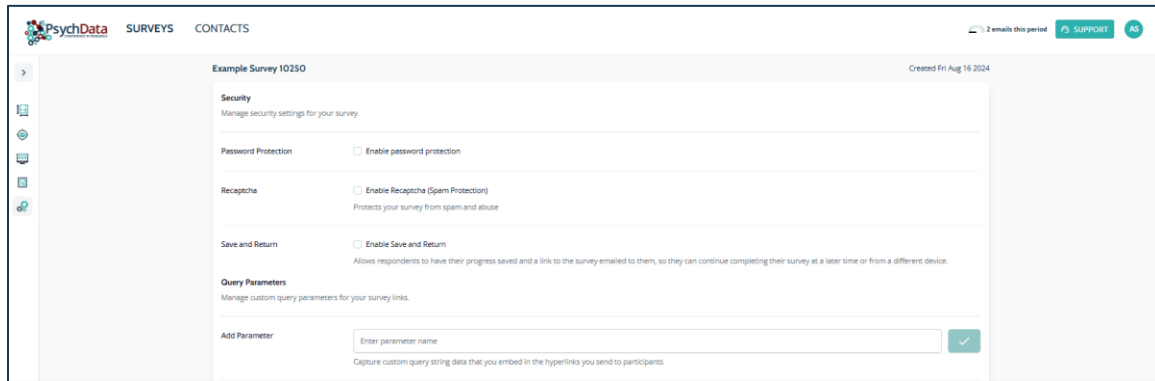
You can get to the Settings page from the Survey list by clicking on the “Settings” icon next to the survey.



Or you can get to the “Settings” page from the Survey list by clicking on the “Design” icon next to the survey and then clicking on the “Setting” Icon on the left-hand side of the page.

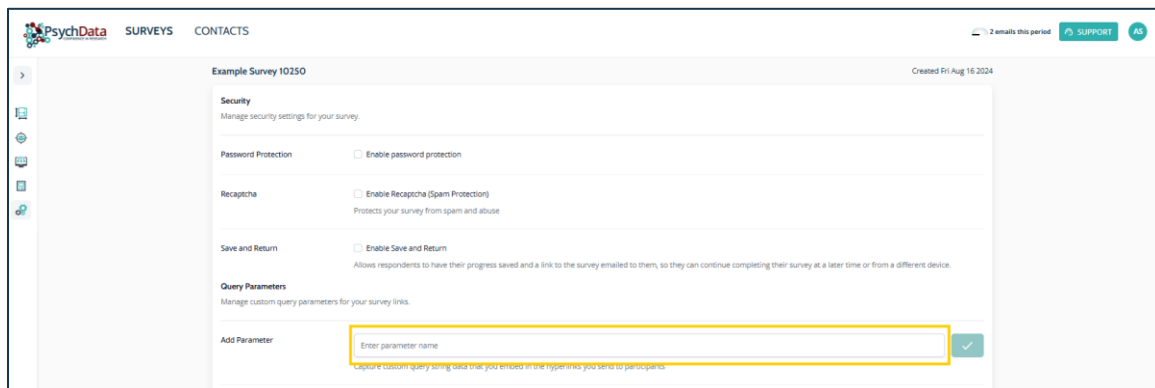


Using either of the above options will redirect you to the Settings page.



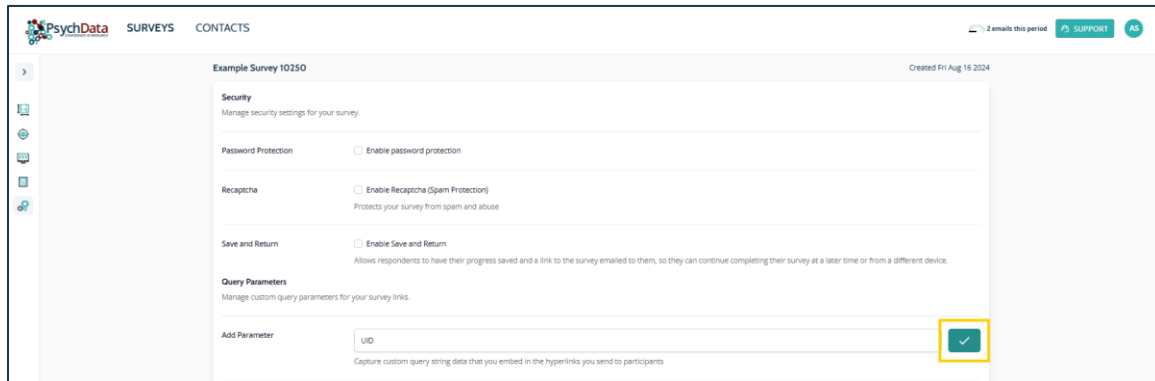
### Step 3: Enter Query Parameter

In the field under “Query Parameters” enter your query parameters, e.g. UID, etc.



## Step 4: Confirm Your Entry

Confirm your entry by clicking the checkmark on the right.



PsychData SURVEYS CONTACTS 2 emails this period SUPPORT AS

Example Survey 10250 Created Fri Aug 16 2024

**Security**  
Manage security settings for your survey.

Password Protection  Enable password protection

Recaptcha  Enable Recaptcha (Spam Protection)  
Protects your survey from spam and abuse

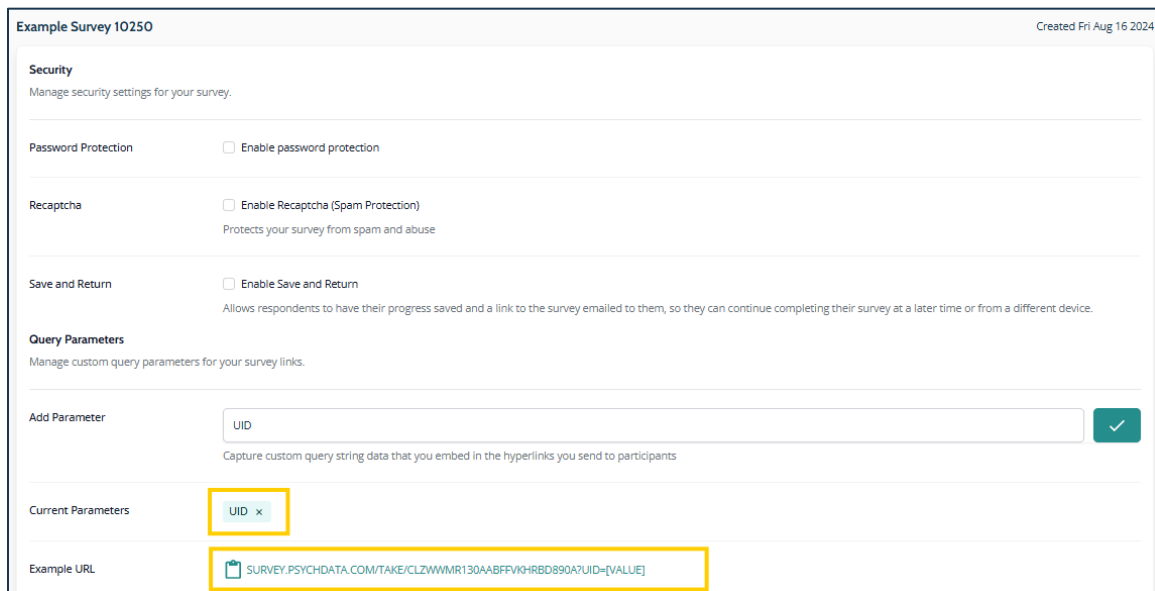
Save and Return  Enable Save and Return  
Allows respondents to have their progress saved and a link to the survey emailed to them, so they can continue completing their survey at a later time or from a different device.

**Query Parameters**  
Manage custom query parameters for your survey links.

Add Parameter

Capture custom query string data that you embed in the hyperlinks you send to participants

Once, you've clicked the checkmark, your custom query parameter will be applied and visible below, along with an example of how it will appear in your survey links.



Example Survey 10250 Created Fri Aug 16 2024

**Security**  
Manage security settings for your survey.

Password Protection  Enable password protection

Recaptcha  Enable Recaptcha (Spam Protection)  
Protects your survey from spam and abuse

Save and Return  Enable Save and Return  
Allows respondents to have their progress saved and a link to the survey emailed to them, so they can continue completing their survey at a later time or from a different device.

**Query Parameters**  
Manage custom query parameters for your survey links.

Add Parameter

Capture custom query string data that you embed in the hyperlinks you send to participants

Current Parameters

Example URL